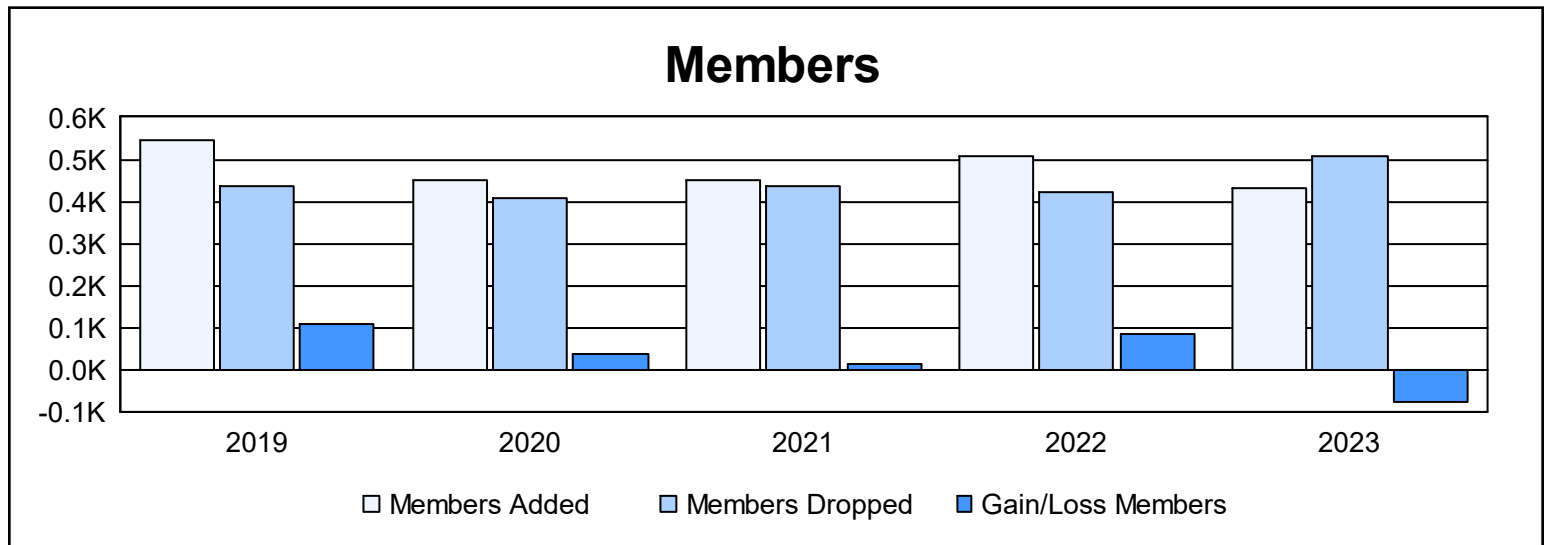
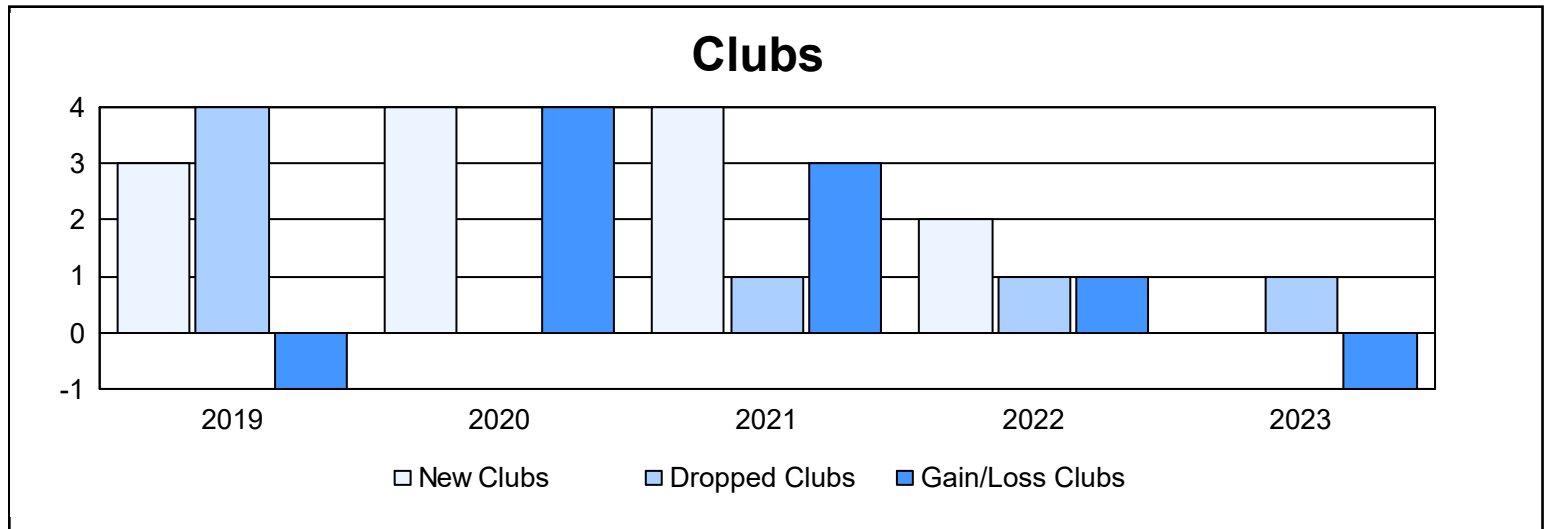
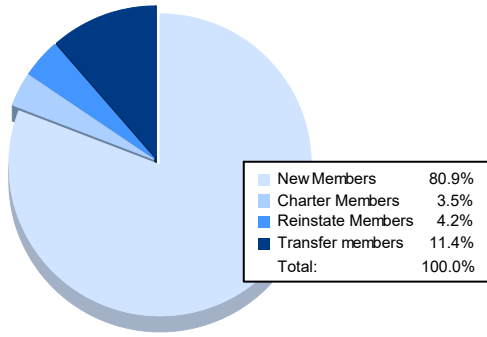


Year	New Clubs	Dropped Clubs	Gain/ Loss Clubs	New Members	Charter Members	Reinstate Members	Transfer Members	Total Member Added	Total Members Dropped	Gain/ Loss Members
2018-2019	3	4	-1	392	84	46	22	544	435	109
2019-2020	4	0	4	318	99	13	18	448	409	39
2020-2021	4	1	3	318	99	17	18	452	437	15
2021-2022	2	1	1	401	61	14	31	507	422	85
2022-2023	0	1	-1	347	15	18	49	429	508	-79
<b>Average</b>	<b>3</b>	<b>1</b>	<b>1</b>	<b>355</b>	<b>72</b>	<b>22</b>	<b>28</b>	<b>476</b>	<b>442</b>	<b>34</b>



### Membership Composition June 2023 Cumulative



### Gender Composition June 2023 Cumulative

